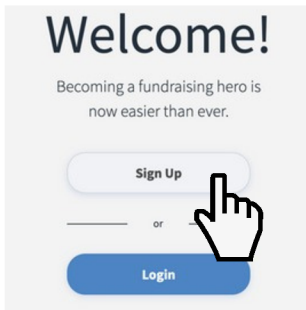


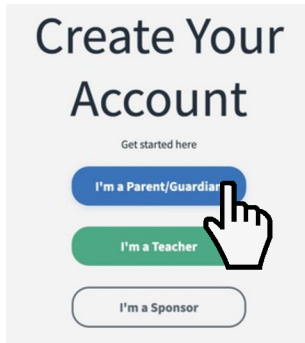
# HOW TO REGISTER AT

**MYBOOSTER.COM**

**1** Go to **MYBOOSTER.COM**  
Click "Sign Up."



**2** Click "I'm a Parent/Guardian."



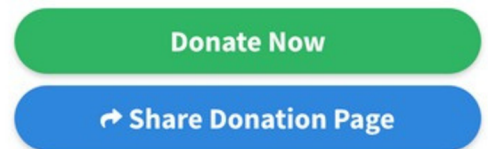
**3** Enter your name, email, etc.  
Then, click, "Create Account".

**4** Search for your school name.


Search for "Bethany School"

**5** Enter your student's name and select their classroom.  
\*Box must be checked to agree to the terms of participation.

**6** To start donating, click "Donate Now", or share your student's donation link with family and friends by clicking "Share Donation Page".



**\*Upload a photo. This is important as My Booster automatically creates a video with the photo that you can share with family and friends.**



Scan this QR code with your phone to go to

**MYBOOSTER.COM**